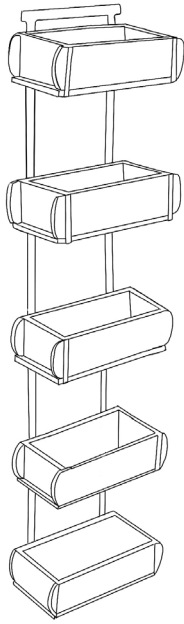
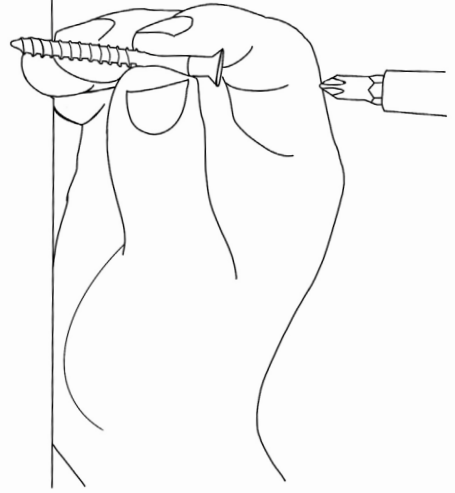


1



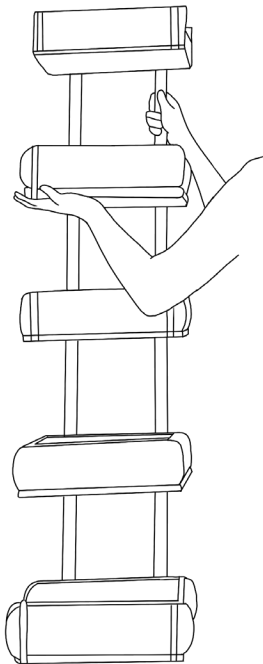
**UNPACK SHELF**  
Carefully take shelving unit out of its package.

2



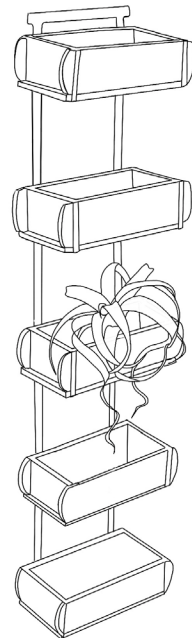
**GATHER TWO LONG SCREWS**  
and drill them straight into the keyholes on the top of shelving unit.

3



**CAREFULLY PULL SHELF**  
down so the screw heads slip into the narrow part of the keyholes, thus locking the shelf in place.

4



**STYLE YOUR SHELF**  
with your favorite accessories!